

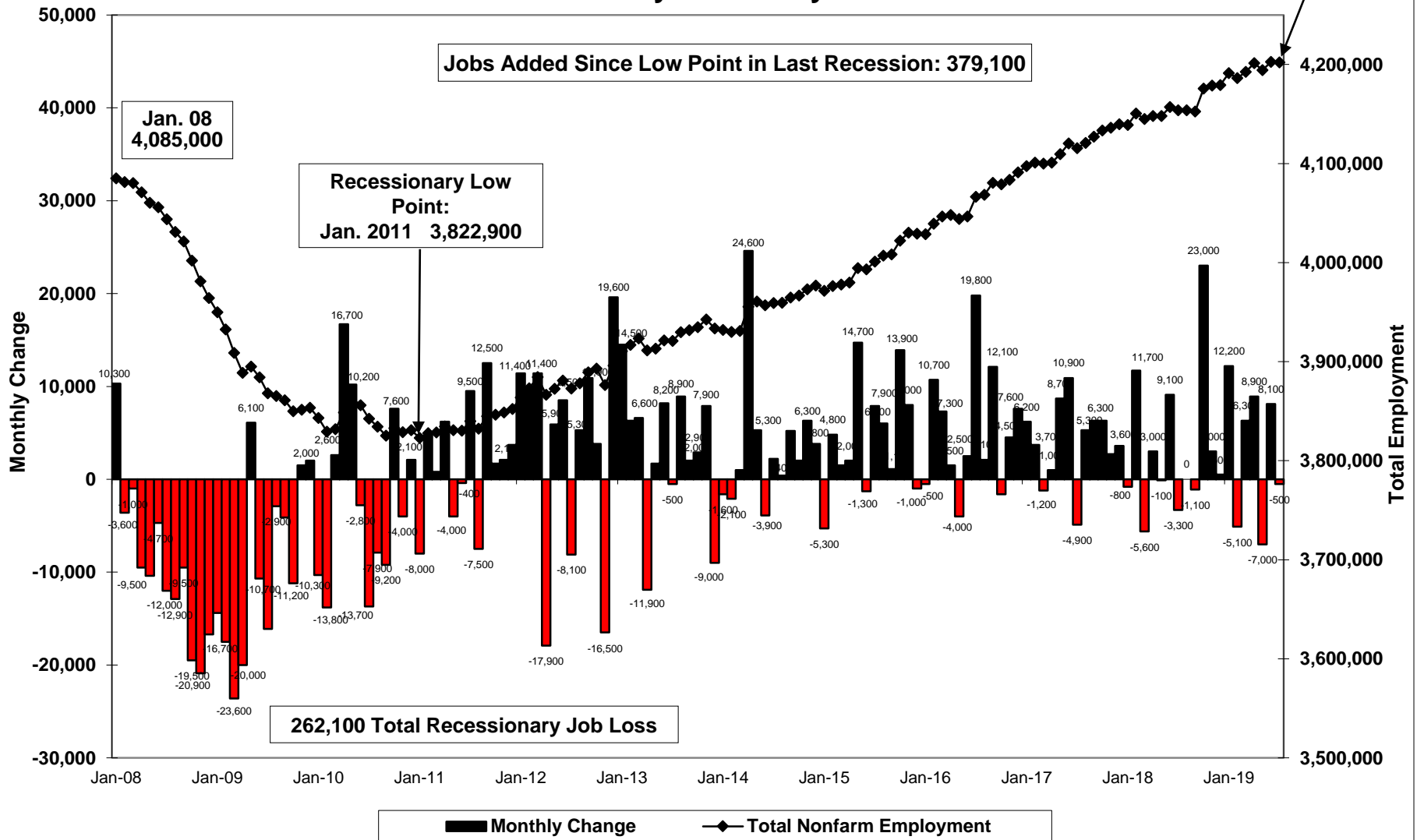
**New Jersey Department of Labor
and Workforce Development
Division of Economic & Demographic
Research**

**Labor Market Information Update
for July 2019**

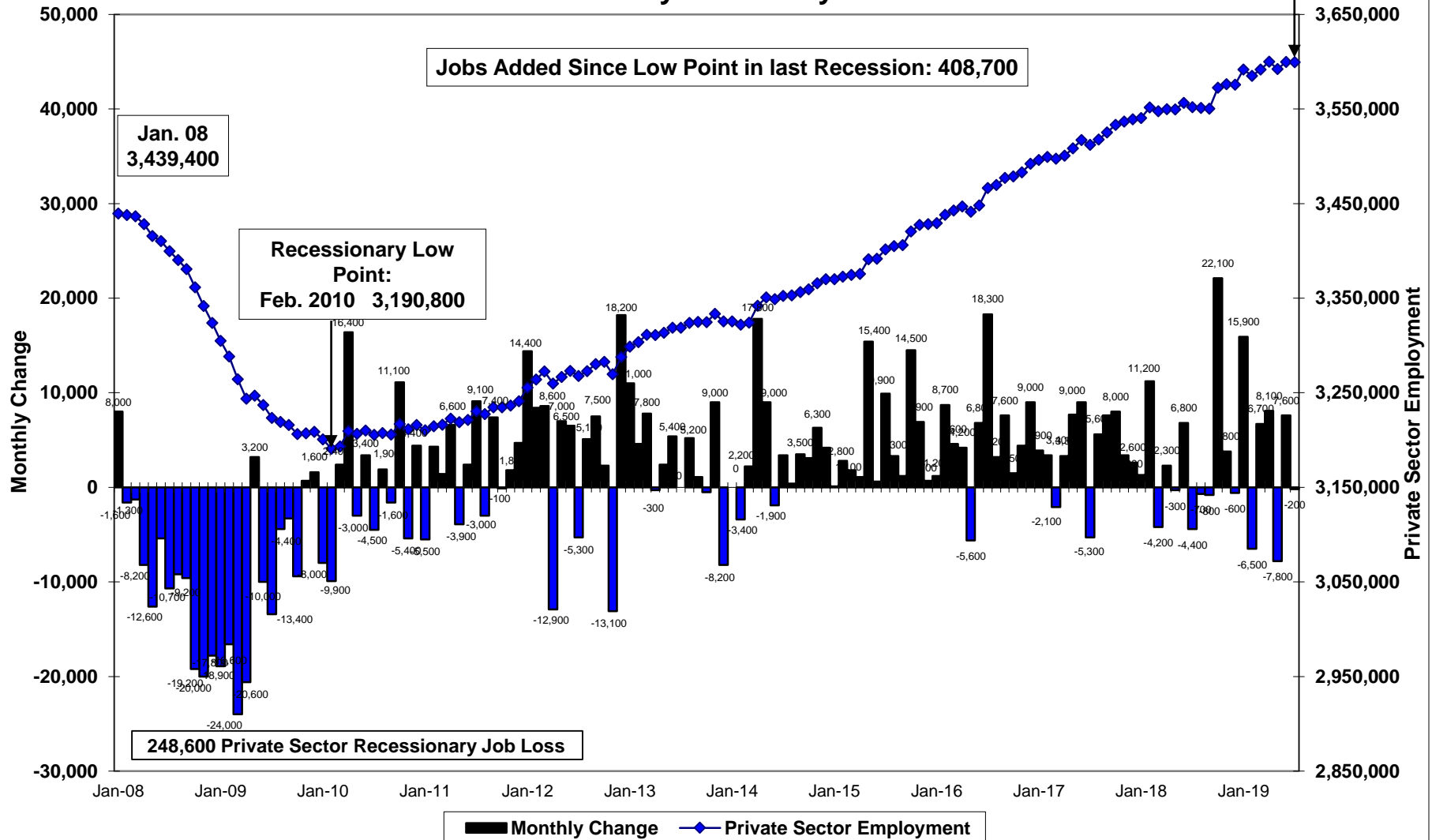
Prepared: August 2019



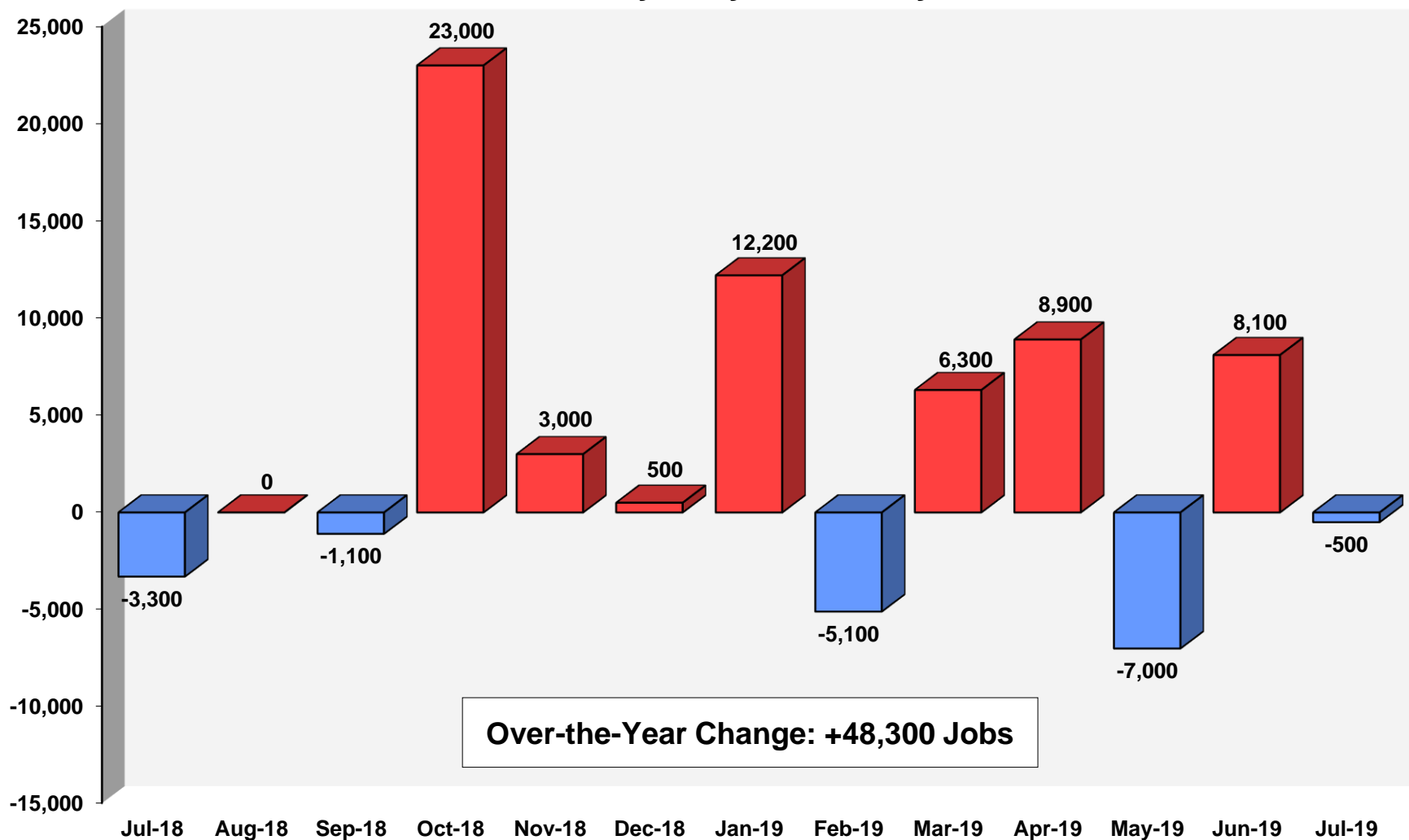
New Jersey Total Nonfarm Employment vs. Monthly Change January 2008 - July 2019



New Jersey Private Sector Employment vs. Monthly Change January 2008 - July 2019



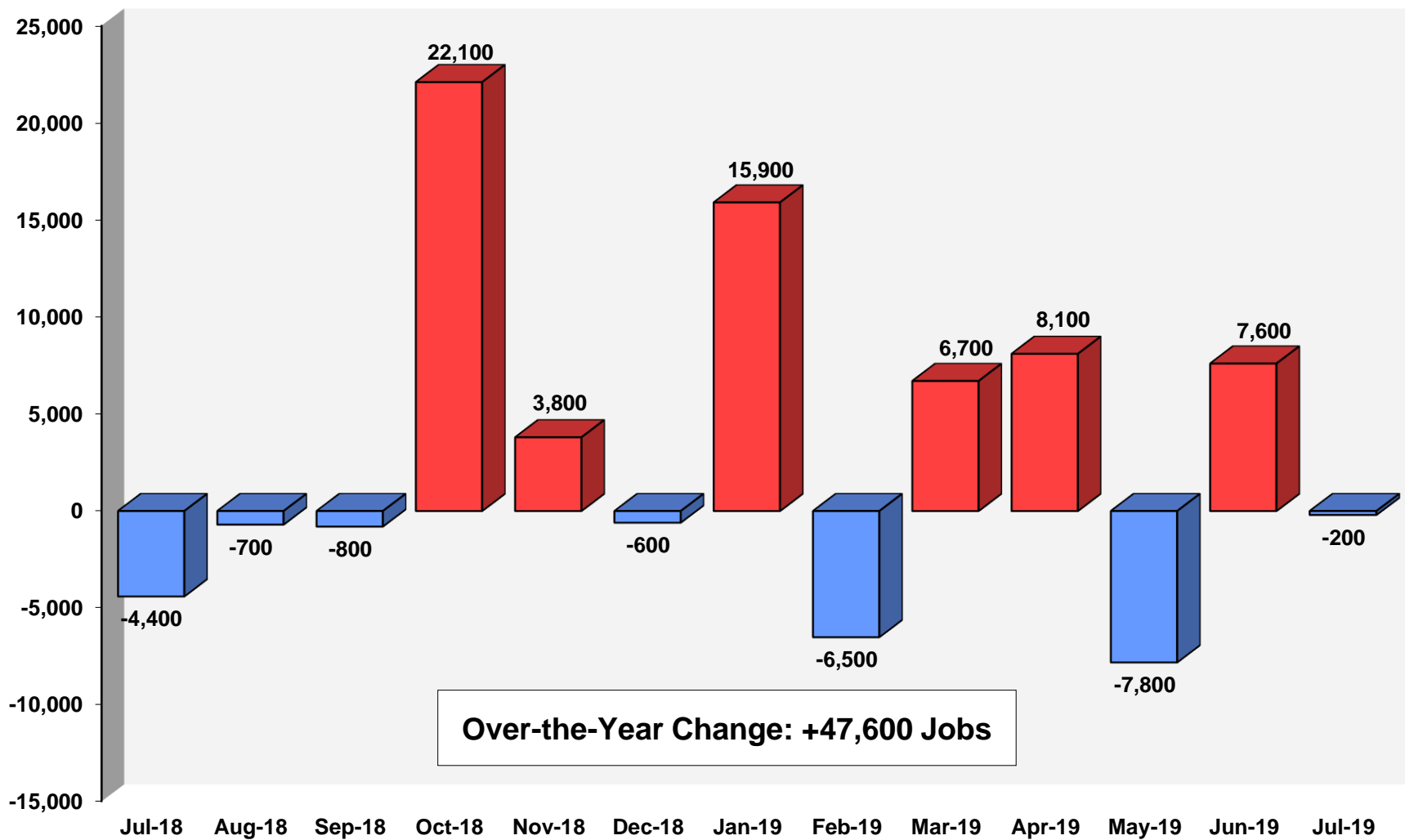
Monthly Total Nonfarm Employment Change New Jersey: July 2018 - July 2019



STATE OF NEW JERSEY

DEPARTMENT OF LABOR AND WORKFORCE DEVELOPMENT

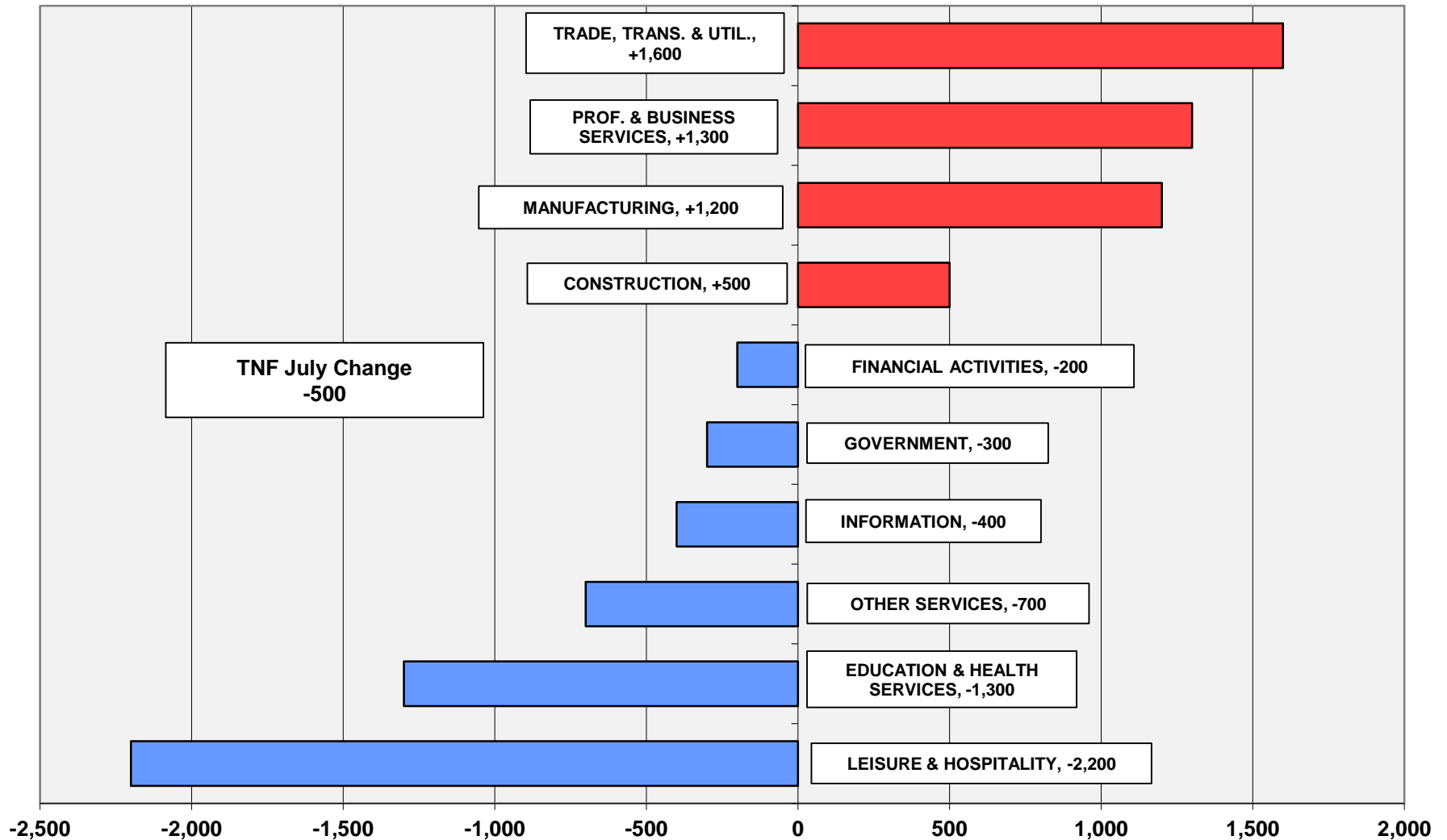
Monthly Private Sector Employment Change July 2018 - July 2019



STATE OF NEW JERSEY

DEPARTMENT OF LABOR AND WORKFORCE DEVELOPMENT

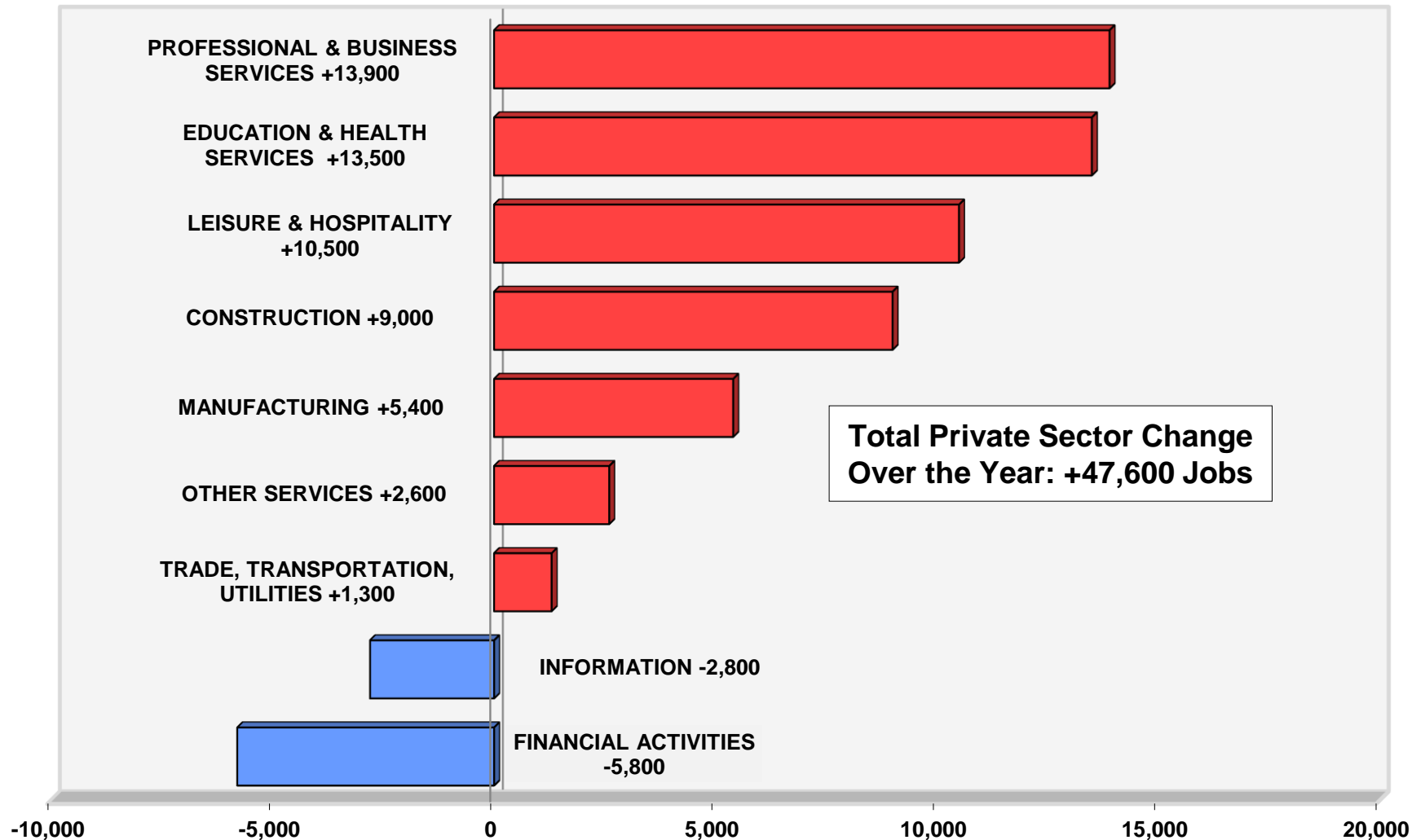
Monthly Employment Change: July 2019



STATE OF NEW JERSEY

DEPARTMENT OF LABOR AND WORKFORCE DEVELOPMENT

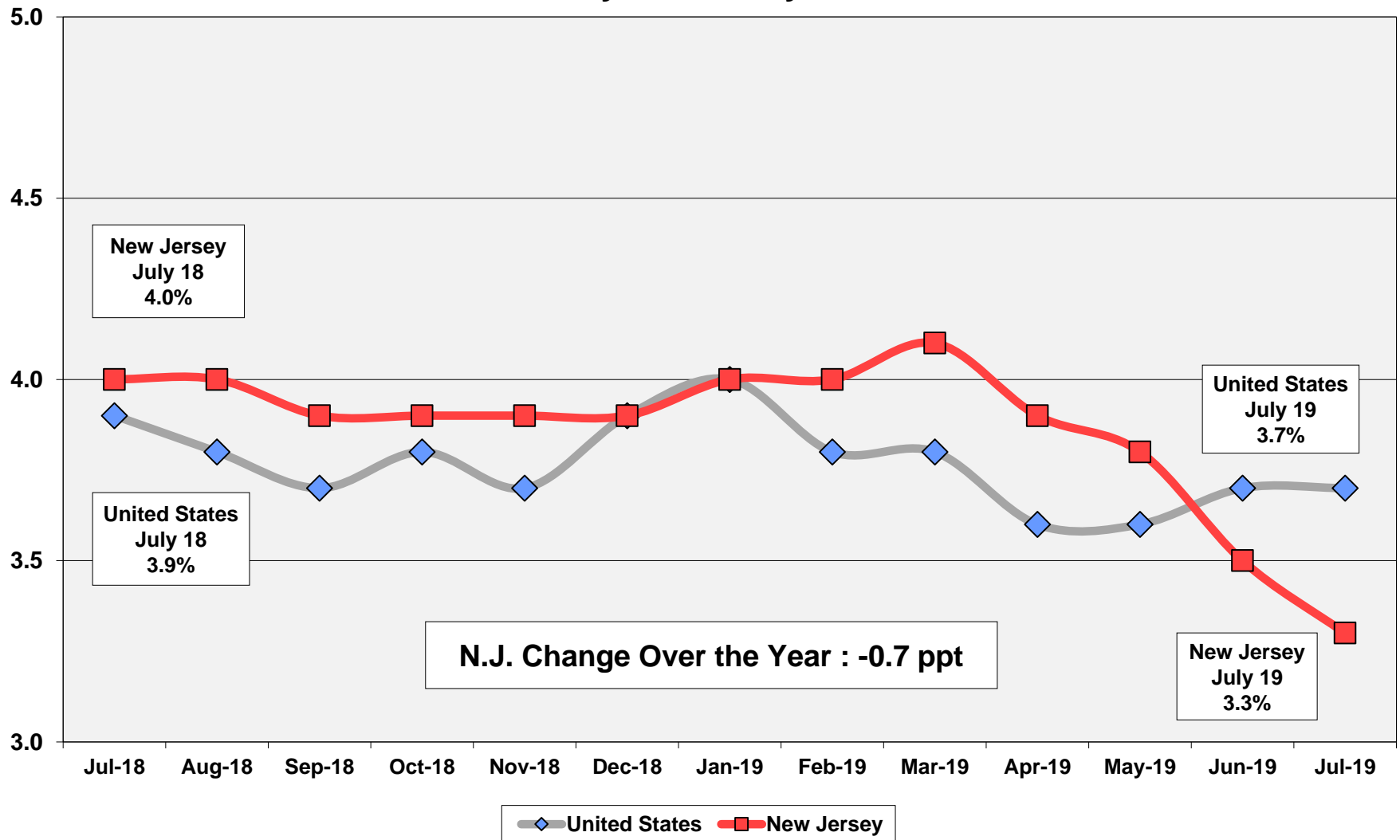
New Jersey Private Sector Employment Change by Industry July 2018 - July 2019



STATE OF NEW JERSEY

DEPARTMENT OF LABOR AND WORKFORCE DEVELOPMENT

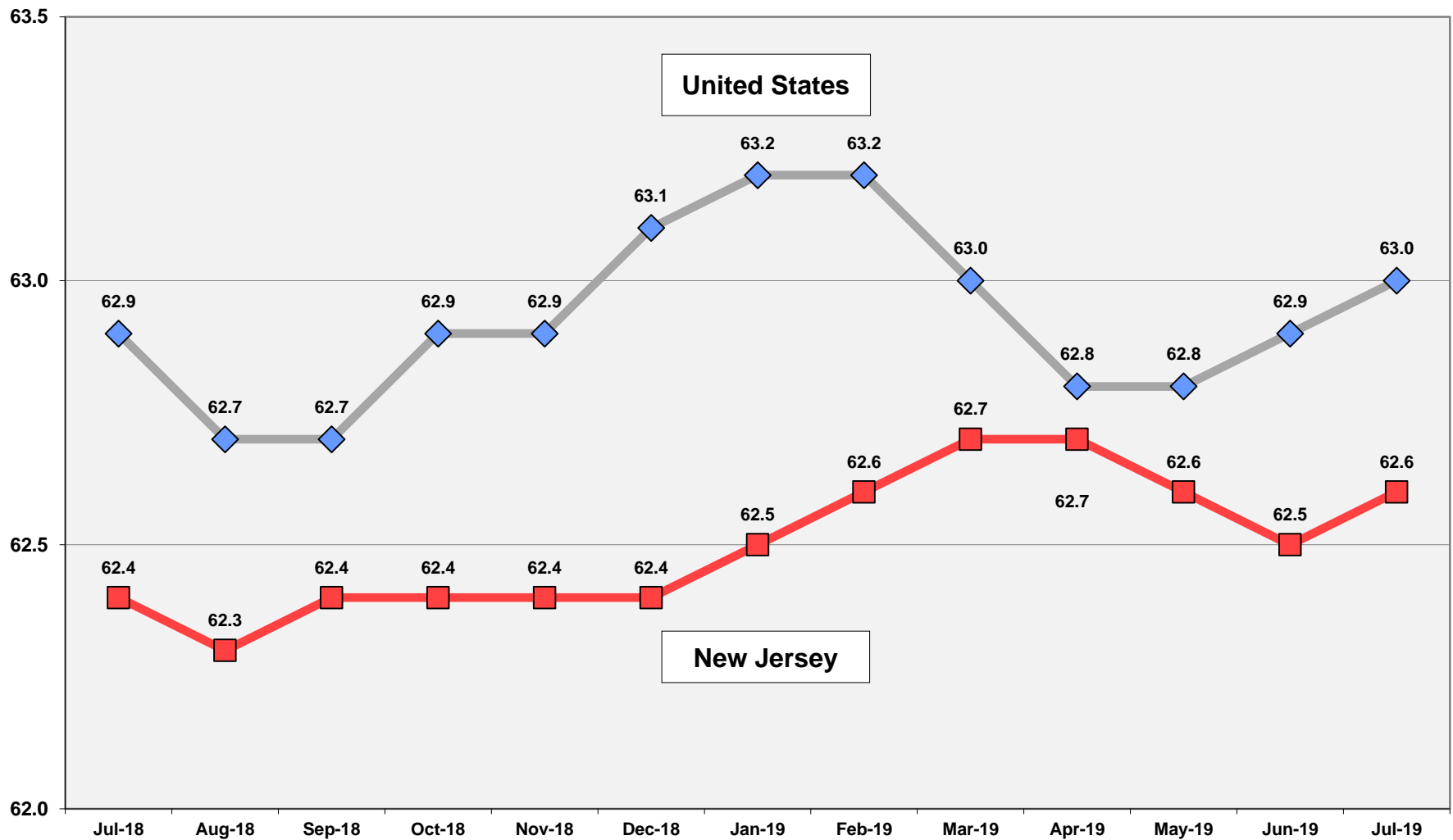
Unemployment Rates, New Jersey vs. United States July 2018 - July 2019



STATE OF NEW JERSEY

DEPARTMENT OF LABOR AND WORKFORCE DEVELOPMENT

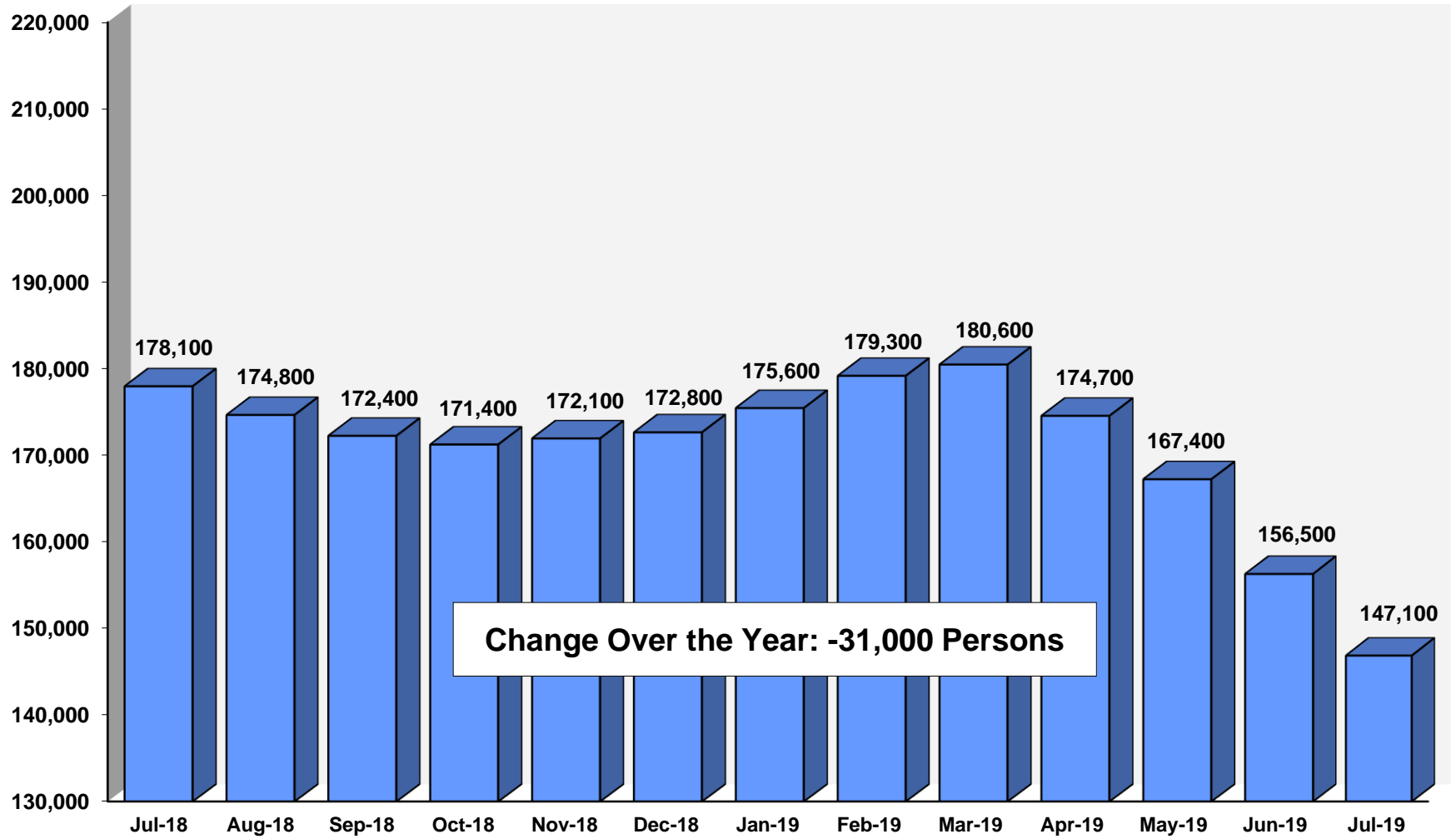
New Jersey vs. United States, Labor Force Participation Rate: July 2018 - July 2019



STATE OF NEW JERSEY

DEPARTMENT OF LABOR AND WORKFORCE DEVELOPMENT

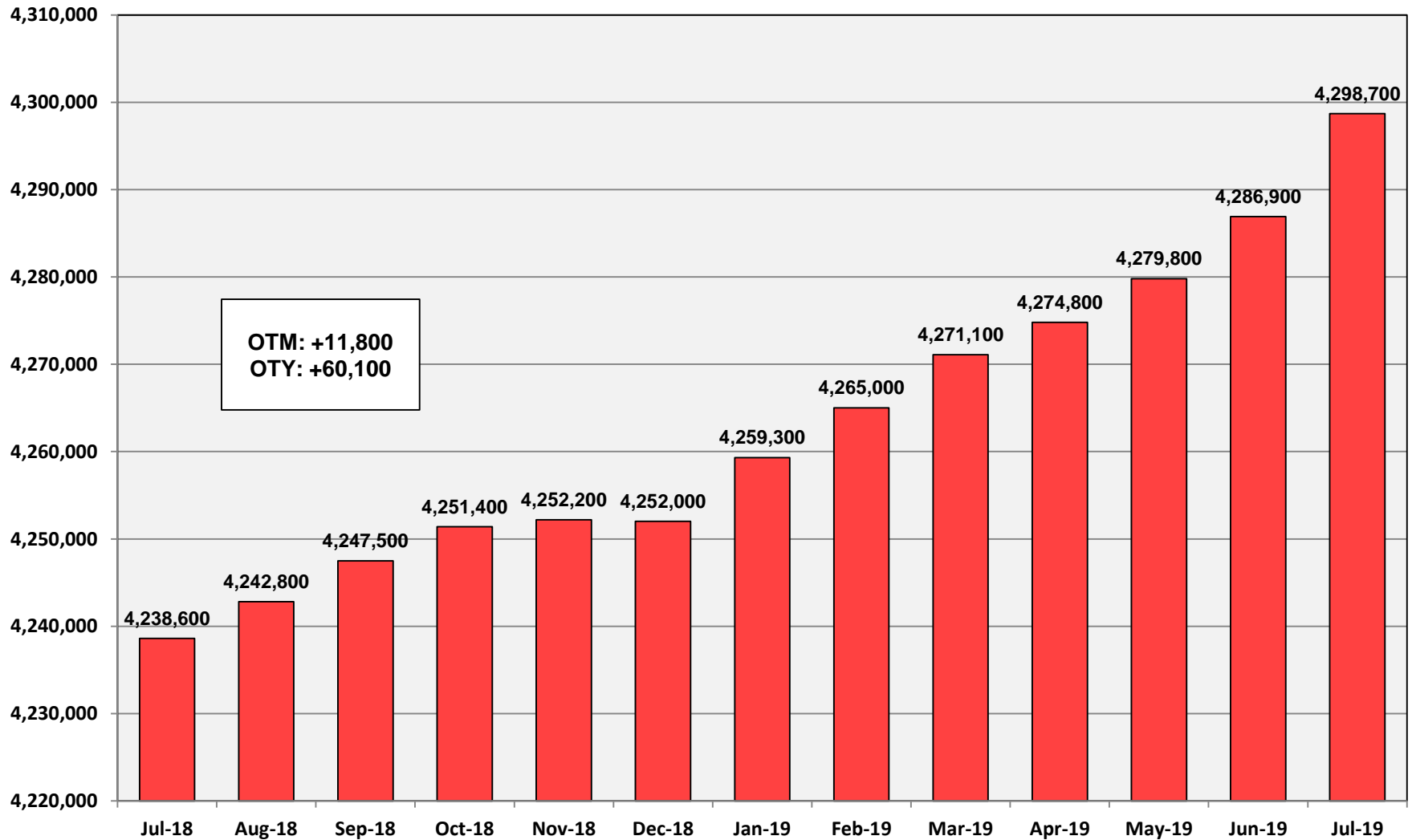
Unemployed New Jersey Residents July 2018 - July 2019



STATE OF NEW JERSEY

DEPARTMENT OF LABOR AND WORKFORCE DEVELOPMENT

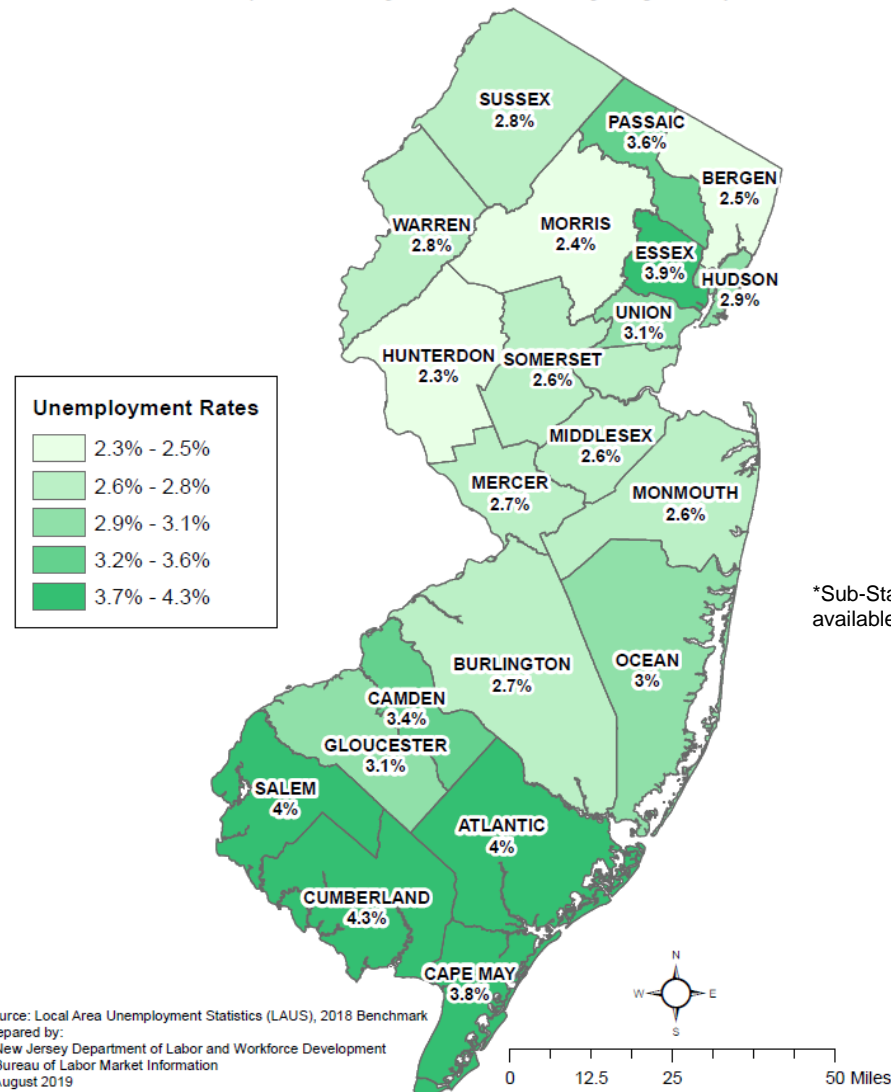
New Jersey Employed Residents: July 2018 - July 2019



STATE OF NEW JERSEY

DEPARTMENT OF LABOR AND WORKFORCE DEVELOPMENT

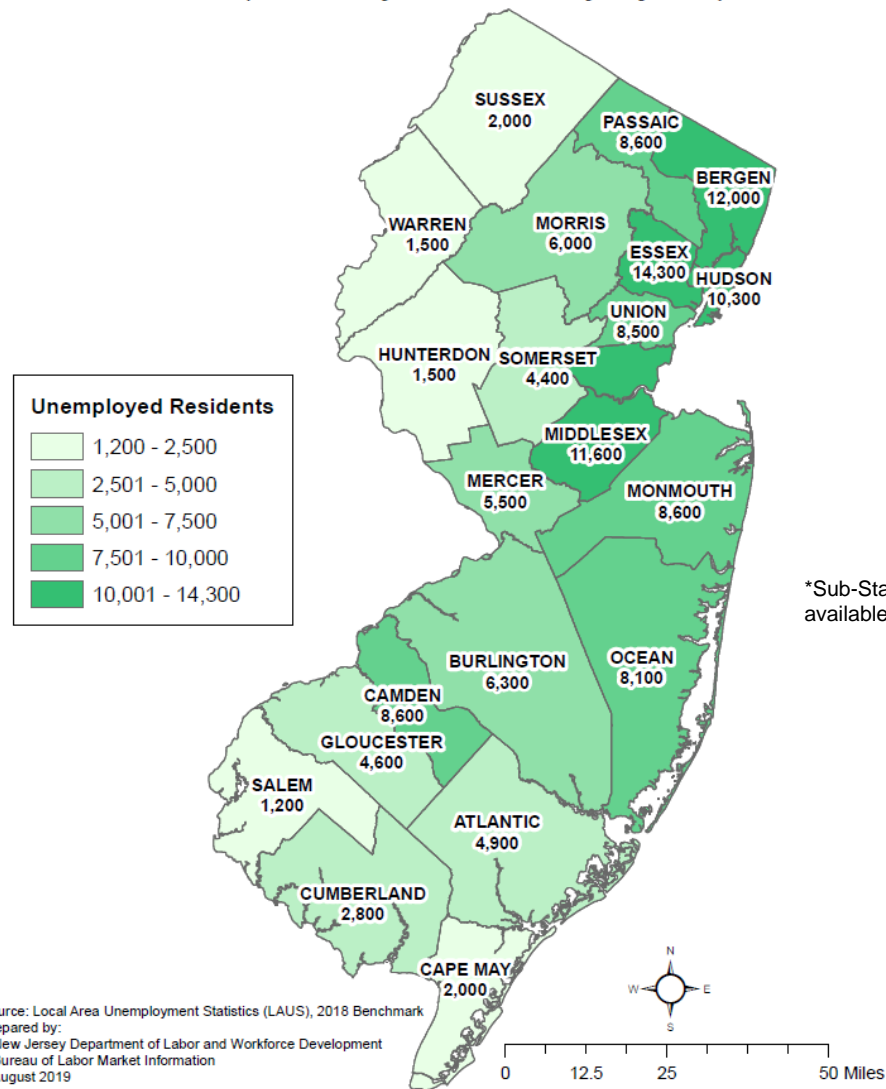
New Jersey Counties Unemployment Rates - June 2019 (Preliminary, Not Seasonally Adjusted)



STATE OF NEW JERSEY

DEPARTMENT OF LABOR AND WORKFORCE DEVELOPMENT

New Jersey Counties Unemployed Residents - June 2019 (Preliminary, Not Seasonally Adjusted)



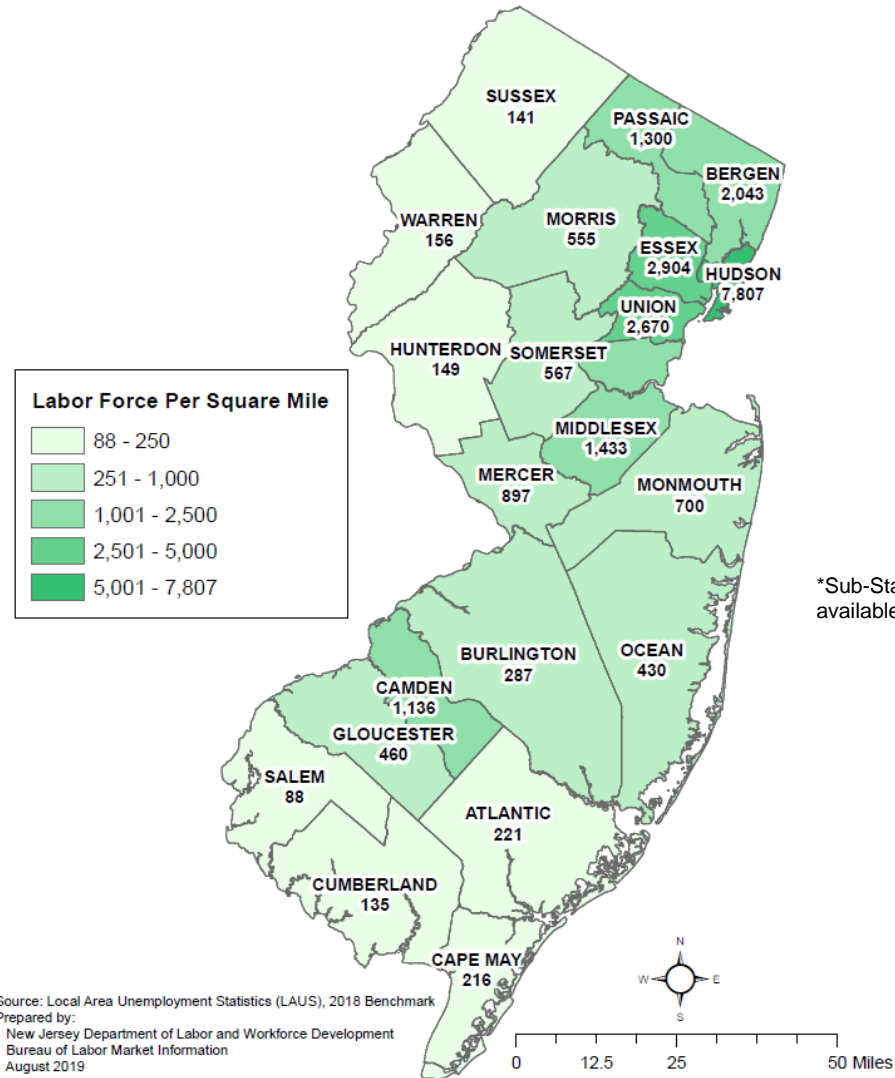
STATE OF NEW JERSEY

DEPARTMENT OF LABOR AND WORKFORCE DEVELOPMENT

New Jersey Counties

Labor Force Per Square Mile - June 2019

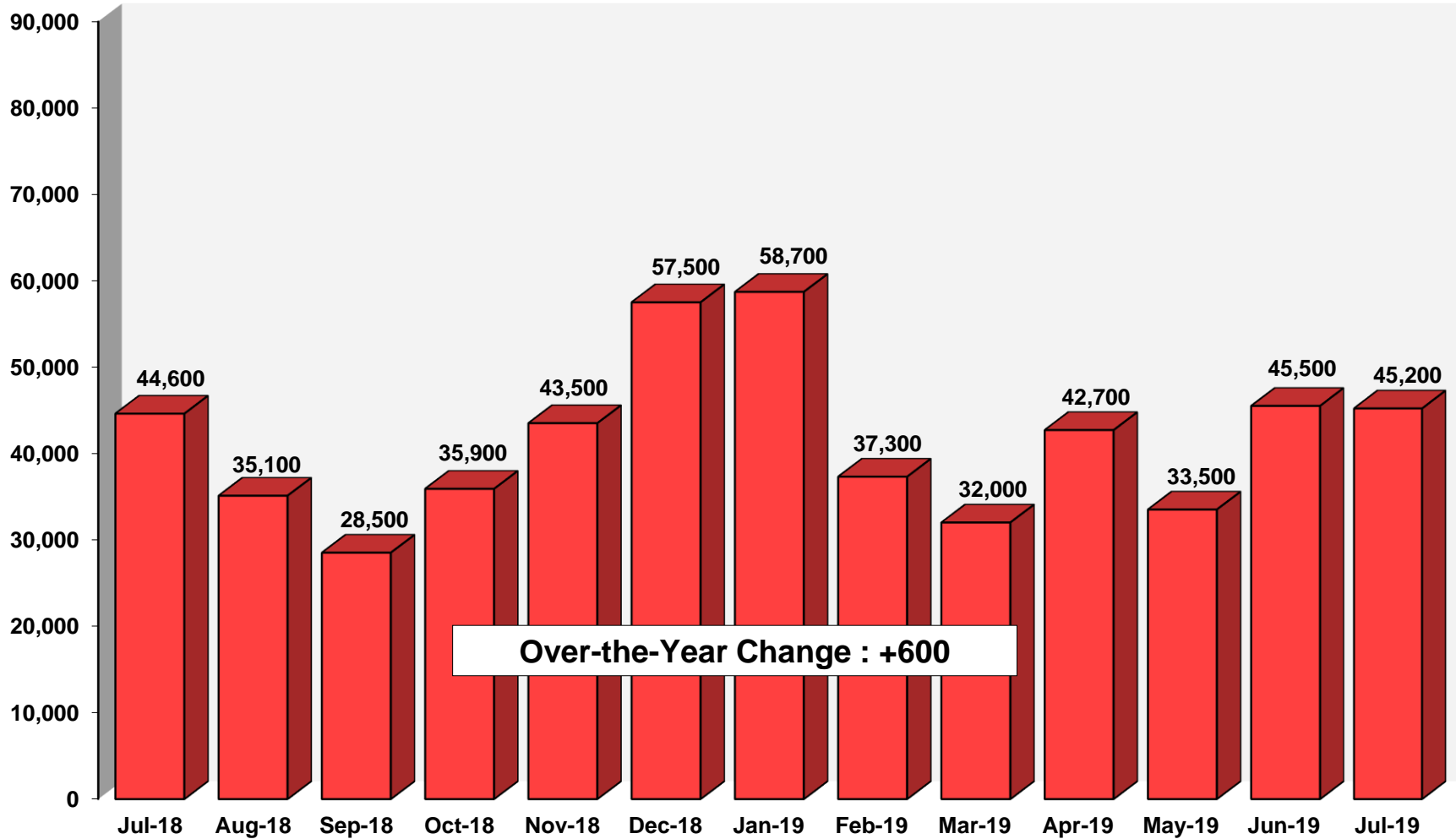
(Preliminary, Not Seasonally Adjusted)



STATE OF NEW JERSEY

DEPARTMENT OF LABOR AND WORKFORCE DEVELOPMENT

New Jersey Monthly Initial Unemployment Claims July 2018 - July 2019



STATE OF NEW JERSEY

DEPARTMENT OF LABOR AND WORKFORCE DEVELOPMENT

Real Time Jobs in Demand

Top 50 Occupational Listings – July 2019 Data

SOC CODE (ONET-6)	OCCUPATION TITLE	DEMAND AND EMPLOYMENT			SALARY		EDUCATION LEVEL OF EMPLOYED INDIVIDUALS (ACS)		
		# of Job Postings	# Employed 2018 (BLS/OES)	Projected Statewide Change 2016-2026	Mean Advertised (Burning Glass)	Mean (BLS/OES)	% with a HS diploma or Less	% with Some Coll or AA/AS	% with a BA/BS or higher
29-1141	Registered Nurses	2,071	79,530	0.1%	\$73,354	\$82,750	0%	0%	1%
41-4012	Sales Representatives, Wholesale and Manufacturing, Except Technical and Scientific Products	1,763	42,800	0.1%	\$54,360	\$79,290	0%	0%	0%
15-1132	Software Developers, Applications	1,630	46,930	0.2%	\$102,440	\$107,640	0%	0%	1%
41-2031	Retail Salespersons	1,549	131,210	0.0%	\$33,279	\$29,180	0%	0%	0%
43-4051	Customer Service Representatives	1,441	68,260	0.1%	\$34,185	\$40,330	0%	0%	0%
53-3032	Heavy and Tractor-Trailer Truck Drivers	1,305	48,760	0.1%	\$76,221	\$49,080	1%	0%	0%
41-1011	First-Line Supervisors of Retail Sales Workers	1,045	30,250	0.1%	\$40,329	\$52,570	0%	0%	0%
11-9111	Medical and Health Services Managers	779	11,260	0.2%	\$84,407	\$116,750	0%	0%	1%
43-6014	Secretaries and Administrative Assistants, Except Legal, Medical, and Executive	769	62,790	-0.1%	\$36,643	\$42,600	0%	0%	0%
53-7062	Laborers and Freight, Stock, and Material Movers, Hand	719	141,660	0.1%	\$27,400	\$30,280	1%	0%	0%
35-3021	Combined Food Preparation and Serving Workers, Including Fast Food	687	45,320	0.2%	\$24,231	\$23,150	1%	0%	0%
13-1071	Human Resources Specialists	553	17,510	0.1%	\$56,748	\$75,360	0%	0%	1%
11-2022	Sales Managers	543	13,890	0.1%	\$84,133	\$168,950	0%	0%	1%
43-5081	Stock Clerks and Order Fillers	506	68,040	0.1%	\$30,611	\$28,900	1%	0%	0%
11-1021	General and Operations Managers	460	43,070	0.1%	\$84,478	\$167,600	0%	0%	0%
13-1111	Management Analysts	453	14,340	0.1%	\$87,980	\$105,680	0%	0%	1%
35-1012	First-Line Supervisors of Food Preparation and Serving Workers	418	20,170	0.1%	\$36,496	\$44,120	0%	0%	0%
43-6013	Medical Secretaries	404	11,120	0.1%	\$32,362	\$42,670	0%	0%	0%
31-1011	Home Health Aides	401	41,040	0%	\$26,065	\$24,450	1%	0%	0%
11-2021	Marketing Managers	389	11,380	0%	\$87,915	\$177,330	0%	0%	1%
37-2011	Janitors and Cleaners, Except Maids and Housekeeping Cleaners	382	67,380	0.1%	\$26,152	\$31,700	1%	0%	0%
33-9032	Security Guards	381	39,000	0%	\$31,593	\$32,250	0%	0%	0%
11-9051	Food Service Managers	379	3,400	0.1%	\$45,057	\$82,340	0%	0%	0%
49-9071	Maintenance and Repair Workers, General	375	31,190	0.1%	\$41,058	\$45,540	1%	0%	0%
15-1121	Computer Systems Analysts	374	13,710	0.0%	\$93,807	\$107,540	0%	0%	1%



STATE OF NEW JERSEY

DEPARTMENT OF LABOR AND WORKFORCE DEVELOPMENT

Source: Burning Glass Technologies, Labor Insight

Real Time Jobs in Demand

Top 50 Occupational Listings – July 2019 Data (Continued)

SOC CODE (ONET-6)	OCCUPATION TITLE	DEMAND AND EMPLOYMENT			SALARY		EDUCATION LEVEL OF EMPLOYED INDIVIDUALS (ACS)		
		# of Job Postings	# Employed 2018 (BLS/OES)	Projected Statewide Change 2016-2026	Mean Advertised (Burning Glass)	Mean (BLS/OES)	% with a HS diploma or Less	% with Some Coll or AA/AS	% with a BA/BS or higher
43-3031	Bookkeeping, Accounting, and Auditing Clerks	367	43,380	0.0%	\$39,036	\$46,860	0%	0%	0%
31-1014	Nursing Assistants	357	56,500	0.1%	\$30,755	\$30,380	1%	0%	0%
13-1161	Market Research Analysts and Marketing Specialists	348	19,330	0%	\$53,396	\$87,210	0%	0%	1%
27-1026	Merchandise Displayers and Window Trimmers	337	3,040	0.0%	\$33,170	\$33,780	0%	0%	1%
15-1151	Computer User Support Specialists	336	13,910	0.1%	\$58,795	\$65,260	0%	0%	0%
13-2011	Accountants and Auditors	320	37,370	0.1%	\$65,756	\$90,400	0%	0%	1%
53-3031	Driver/Sales Workers	318	8,680	0%	\$32,259	\$33,410	1%	0%	0%
11-3031	Financial Managers	306	21,340	0.2%	\$91,578	\$175,880	0%	0%	1%
43-9061	Office Clerks, General	288	67,480	0.0%	\$31,294	\$35,450	0%	0%	0%
29-2071	Medical Records and Health Information Technicians	285	2,640	0.1%	\$52,599	\$54,020	0%	1%	0%
31-9092	Medical Assistants	282	19,110	0.2%	\$32,609	\$35,840	0%	1%	0%
29-2061	Licensed Practical and Licensed Vocational Nurses	274	17,490	0.1%	\$49,648	\$56,290	0%	1%	0%
35-3031	Waiters and Waitresses	268	58,820	0.1%	\$26,692	\$27,530	0%	0%	0%
13-2082	Tax Preparers	265	1,210	0.1%	\$38,297	\$51,840	0%	0%	1%
37-2012	Maids and Housekeeping Cleaners	262	20,110	0.1%	\$27,924	\$26,190	1%	0%	0%
39-9011	Childcare Workers	257	18,490	0%	\$57,400	\$26,450	0%	0%	0%
41-2011	Cashiers	257	99,360	0.0%	\$25,874	\$23,390	1%	0%	0%
41-3021	Insurance Sales Agents	250	10,350	0.1%	\$52,635	\$76,160	0%	0%	0%
13-2051	Financial Analysts	239	10,560	0.1%	\$74,625	\$106,100	0%	0%	1%
43-1011	First-Line Supervisors of Office and Administrative Support Workers	238	40,100	0.0%	\$55,778	\$62,910	0%	0%	0%
49-3023	Automotive Service Technicians and Mechanics	238	14,810	0.0%	\$44,879	\$48,620	1%	0%	0%
29-1171	Nurse Practitioners	232	5,900	0.3%	\$100,573	\$122,100	0%	0%	1%
15-1134	Web Developers	225	3,320	0.1%	\$93,242	\$84,500	0%	0%	1%
35-2014	Cooks, Restaurant	220	20,720	0.2%	\$28,317	\$33,200	1%	0%	0%
29-1123	Physical Therapists	217	7,560	0.2%	\$80,306	\$97,770	0%	0%	1%



STATE OF NEW JERSEY

DEPARTMENT OF LABOR AND WORKFORCE DEVELOPMENT

Source: Burning Glass Technologies, Labor Insight

NJ Department of Labor & Workforce Development Offers Empowering Labor Market Information

- Population and Demographic Trends
 - [Census Data](#)
 - [Population and Household Estimates](#)
- Economic Data
 - [Labor Force Estimates](#)
 - [Unemployment Rates](#)
 - [Employment Data](#)
 - [Industry and Occupational Employment Projections](#)
 - [Population and Labor Force Projections](#)
 - [Occupational Wage Rates](#)
 - [Building Permits](#)



NJLWD Resources

<http://careerconnections.nj.gov/>

**OnRamp for Job Seekers—
Matching Skills of Job Seekers to
Skills Sought by NJ Region
Employers**

Labor Market Information Links

<http://lwd.dol.state.nj.us/labor/>



STATE OF NEW JERSEY

DEPARTMENT OF LABOR AND WORKFORCE DEVELOPMENT